

PMP4482 Test Results

1 General

1.1 Purpose

This test report is to provide the detailed data for evaluating and verifying the PMP4482 which employs the Buck Controller ---- TPS40428 and Smart Power Stage ---- CSD95372BQ5MC.

1.2 Reference Documentation

Schematic: PMP4482_RevA.PDF

Gerber: PMP4482_GerberNCdrills.zip

Layer Plot: PMP4482_PCBlayers.pdf

Assembly Drawing: PMP4482_Assy.pdf

CAD File: PMP4482_CAD.zip

BOM: PMP4482_RevA_Bom.PDF

1.3 Test Equipment

Multi-meter (current): Fluke 287C

Multi-meter (voltage): Agilent 34401A

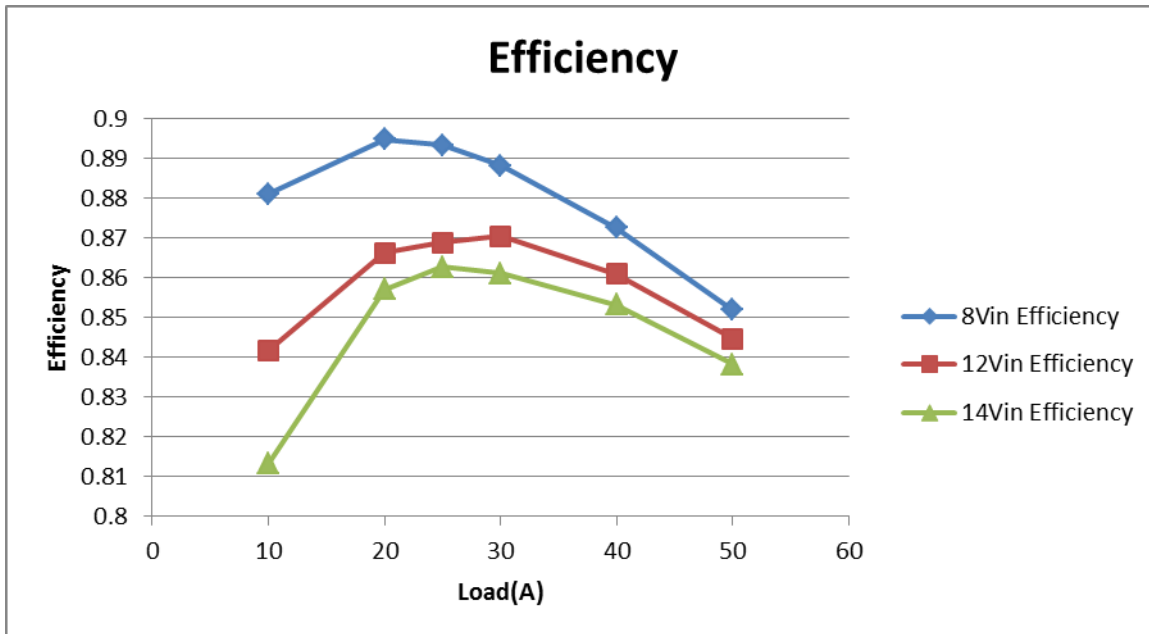
DC Source: GPS 3303C

E-Load: Chroma 63101 module

Oscilloscope: Tektronix DPO3054

2 Performance Data and Waveform

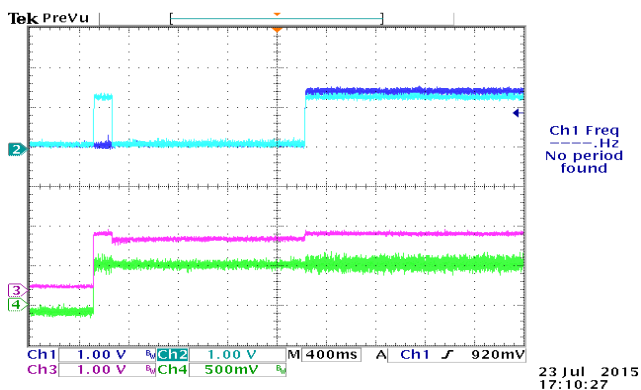
2.1 Efficiency



Note: The efficiency is tested with 1.2Vout.

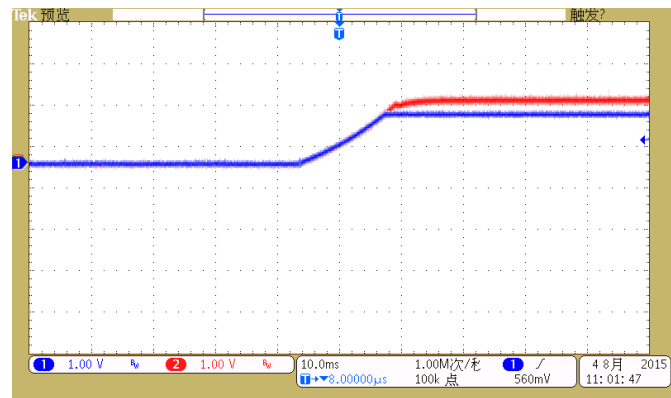
2.2 Tracking Function

Apply the input voltage (Vin). Tracking function will be active after about 150ms.



Strat up with Vtrack 0V

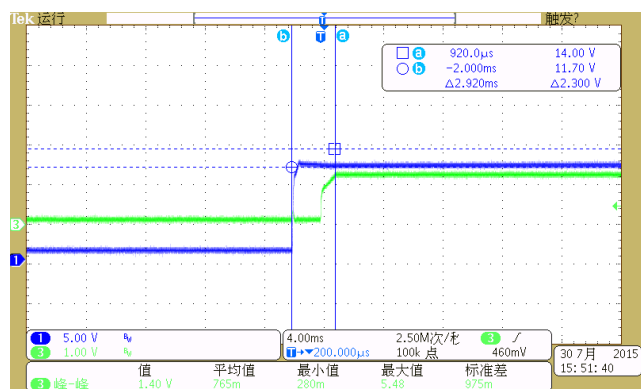
CH1:Vtrack CH2:Vo CH3:Vcomp CH4:VFB



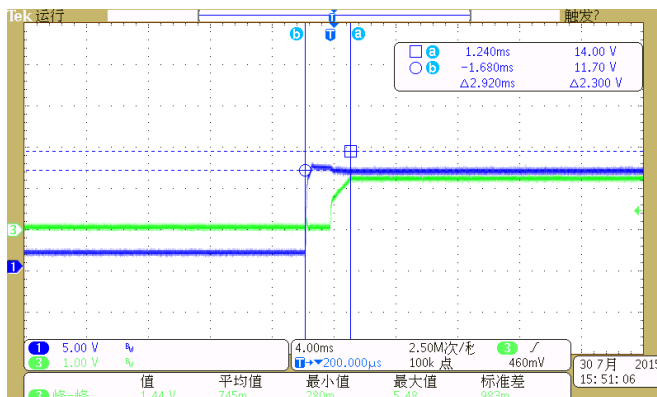
Tracking function is active

CH1: Vtrack CH2: Vo

2.3 Turn On Time

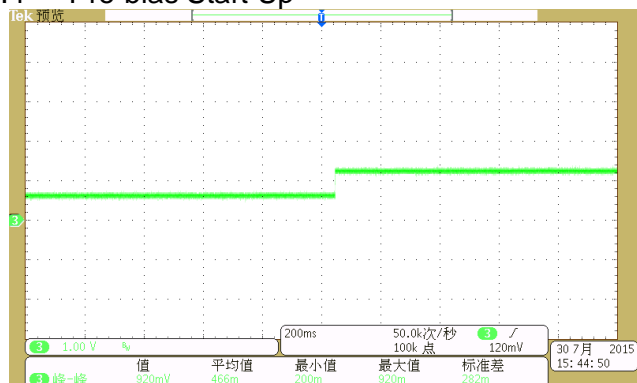


12Vin zero load turn on time
CH1: Vin CH2: Vo

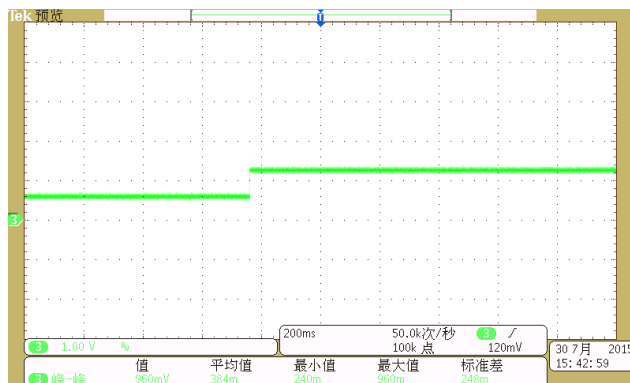


12Vin full load turn on time
CH1: Vin CH2: Vo

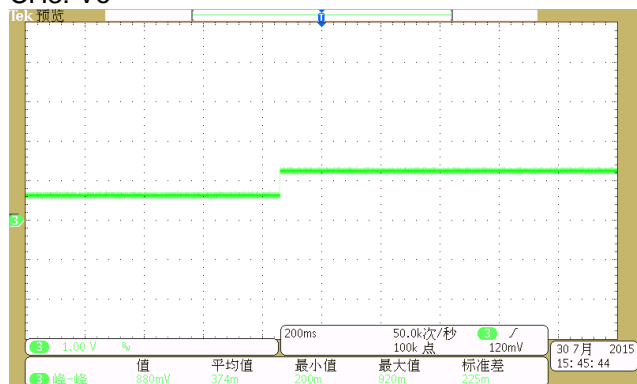
2.4 Pre-bias Start Up



8Vin 0.5V Pre-bias voltage start up
CH3: Vo

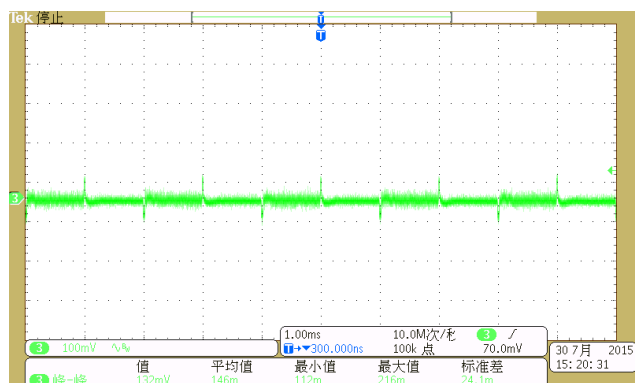


12Vin 0.5V Pre-bias voltage start up
CH3: Vo



14Vin 0.5V Pre-bias voltage start up
CH3: Vo

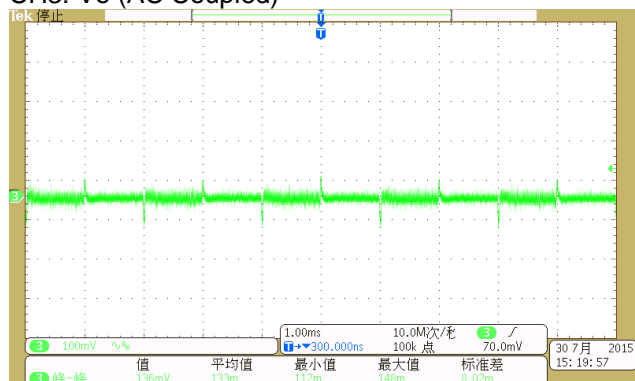
2.5 Dynamic Performance



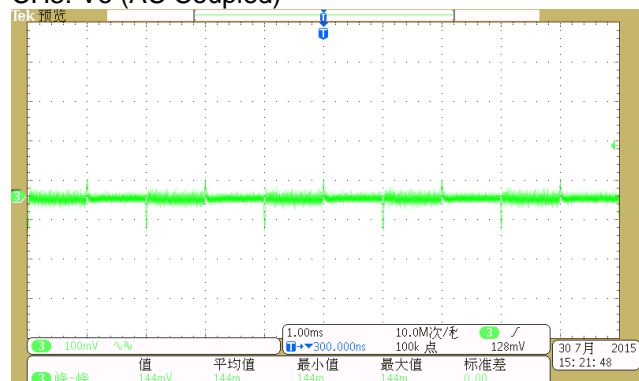
8Vin 50%~100% Dynamic performance 2.5A/us
CH3: Vo (AC Coupled)



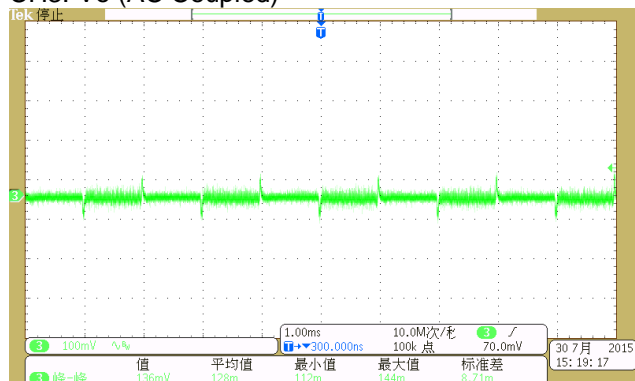
8Vin 30%~80% Dynamic performance 2.5A/us
CH3: Vo (AC Coupled)



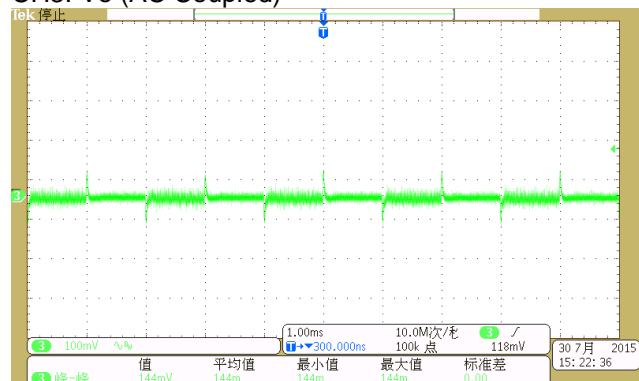
12Vin 50%~100% Dynamic performance 2.5A/us
CH3: Vo (AC Coupled)



12Vin 30%~80% Dynamic performance 2.5A/us
CH3: Vo (AC Coupled)

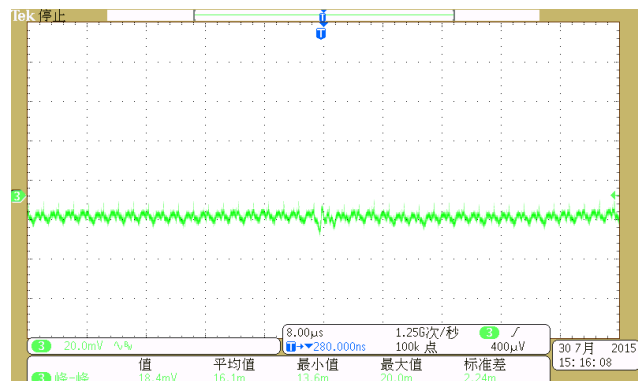


14Vin 50%~100% Dynamic performance 2.5A/us
CH3: Vo (AC Coupled)

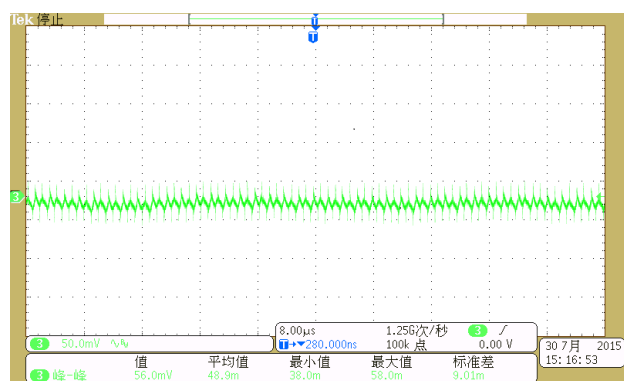


14Vin 30%~80% Dynamic performance 2.5A/us
CH3: Vo (AC Coupled)

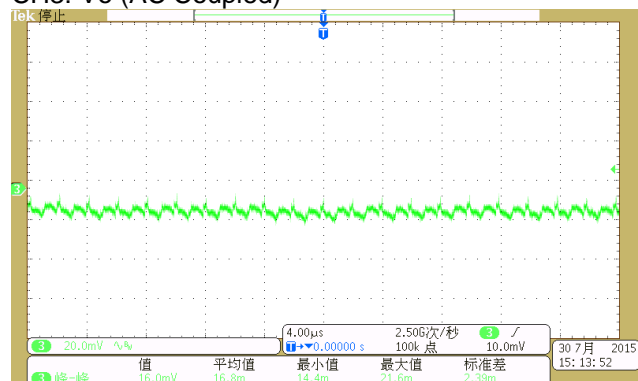
2.6 OUTPUT Voltage Ripple



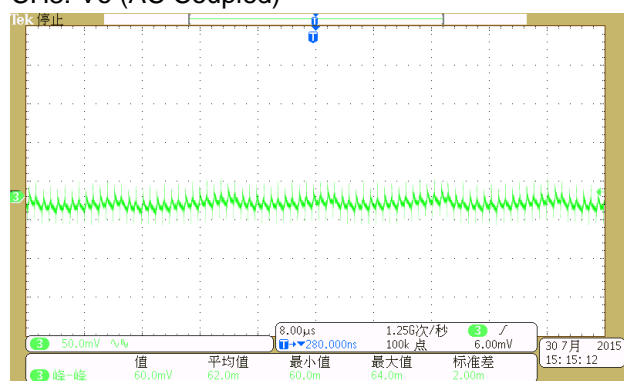
8Vin zero load ripple
CH3: Vo (AC Coupled)



8Vin full load ripple
CH3: Vo (AC Coupled)



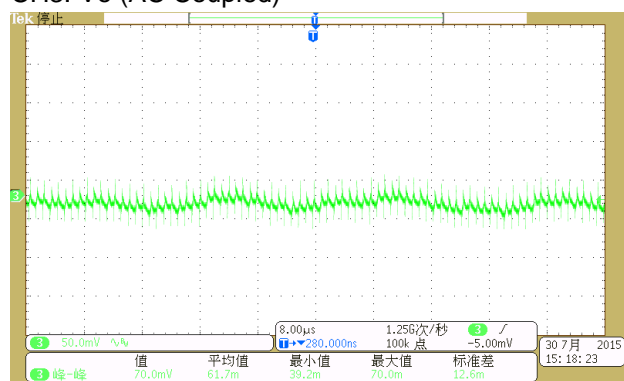
12Vin zero load ripple
CH3: Vo (AC Coupled)



12Vin full load ripple
CH3: Vo (AC Coupled)

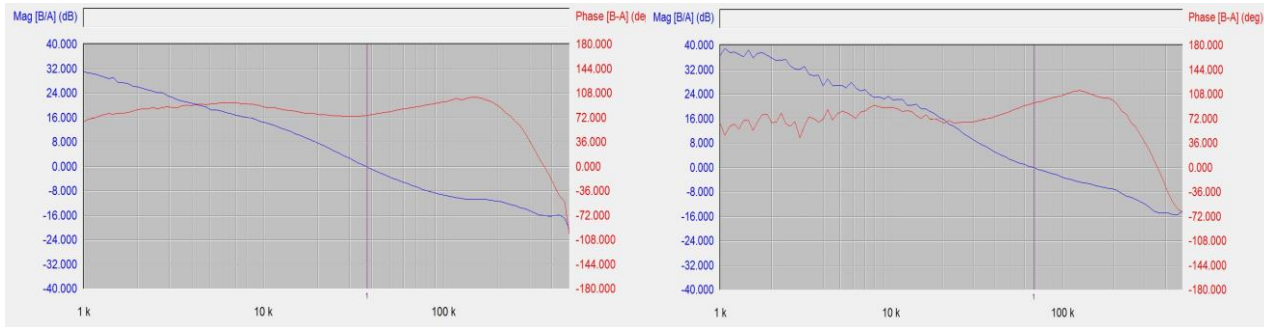


14Vin zero load ripple
CH3: Vo (AC Coupled)



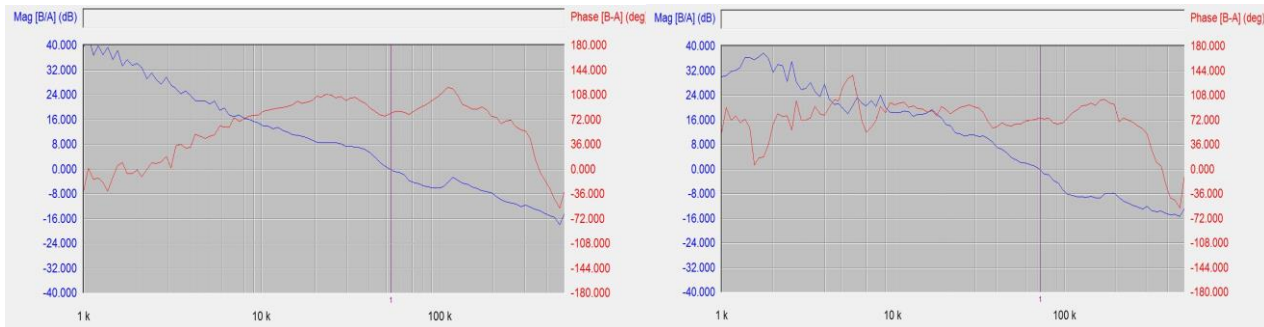
14Vin full load ripple
CH3: Vo (AC Coupled)

2.7 Bode Plot



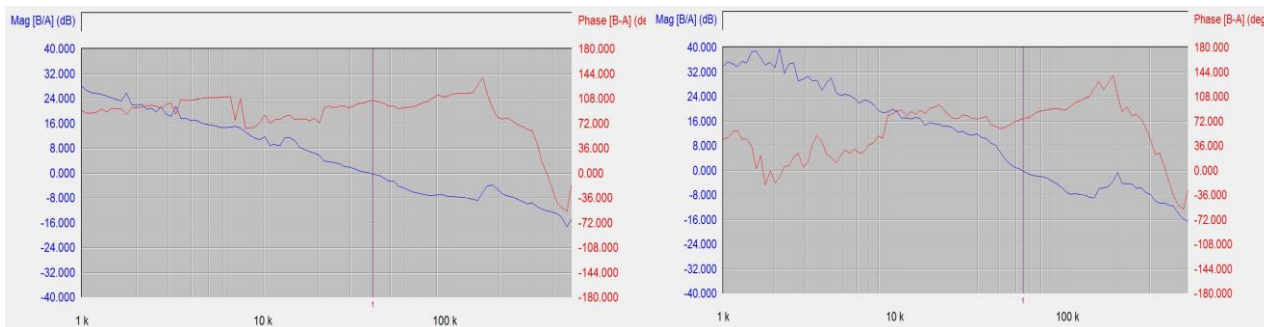
8Vin 25A Bode Plot

8Vin 50A Bode Plot



12Vin 25A Bode Plot

12Vin 50A Bode Plot



14Vin 25A Bode Plot

14Vin 50A Bode Plot

IMPORTANT NOTICE AND DISCLAIMER

TI PROVIDES TECHNICAL AND RELIABILITY DATA (INCLUDING DATASHEETS), DESIGN RESOURCES (INCLUDING REFERENCE DESIGNS), APPLICATION OR OTHER DESIGN ADVICE, WEB TOOLS, SAFETY INFORMATION, AND OTHER RESOURCES "AS IS" AND WITH ALL FAULTS, AND DISCLAIMS ALL WARRANTIES, EXPRESS AND IMPLIED, INCLUDING WITHOUT LIMITATION ANY IMPLIED WARRANTIES OF MERCHANTABILITY, FITNESS FOR A PARTICULAR PURPOSE OR NON-INFRINGEMENT OF THIRD PARTY INTELLECTUAL PROPERTY RIGHTS.

These resources are intended for skilled developers designing with TI products. You are solely responsible for (1) selecting the appropriate TI products for your application, (2) designing, validating and testing your application, and (3) ensuring your application meets applicable standards, and any other safety, security, or other requirements. These resources are subject to change without notice. TI grants you permission to use these resources only for development of an application that uses the TI products described in the resource. Other reproduction and display of these resources is prohibited. No license is granted to any other TI intellectual property right or to any third party intellectual property right. TI disclaims responsibility for, and you will fully indemnify TI and its representatives against, any claims, damages, costs, losses, and liabilities arising out of your use of these resources.

TI's products are provided subject to TI's Terms of Sale (<https://www.ti.com/legal/termsofsale.html>) or other applicable terms available either on [ti.com](https://www.ti.com) or provided in conjunction with such TI products. TI's provision of these resources does not expand or otherwise alter TI's applicable warranties or warranty disclaimers for TI products.

Mailing Address: Texas Instruments, Post Office Box 655303, Dallas, Texas 75265
Copyright © 2021, Texas Instruments Incorporated